



# ActiveMow

Disc mowers



[www.krone.de](http://www.krone.de)



# ActiveMow

The ultimate mowing experience



- Side-pull mowers with huge pivoting angle
- Optimum ground pressure from responsive tension springs
- Easy ground pressure adjustment on pins and without tools
- Efficient driveshaft based driveline
- Robust and fully welded cutterbar without inner shoe
- Quick-change blades
- SafeCut INSIDE – individual disc protection
- SmartCut – optimum orbital overlaps for stripeless cuts
- Upright and mid-mount transport position for compact travel, a balanced weight distribution and clear view to the rear
- Optional stands for upright storage and minimum space requirement





## ActiveMow

Heavy-duty and easy handling – the best mowing experience the world over

The cutterbar	4
SafeCut disc protection	10
The three-point headstock	12
The ground pressure	13
Transport and storage	14
Technical data	16



# The cutterbar

You can depend on it

- Fully welded cutterbar – heavy-duty, leak-proof and permanently lubricated
- Durable satellite driveline with big spur gears for quiet running and greatest efficiency
- No inner shoe – no blockages

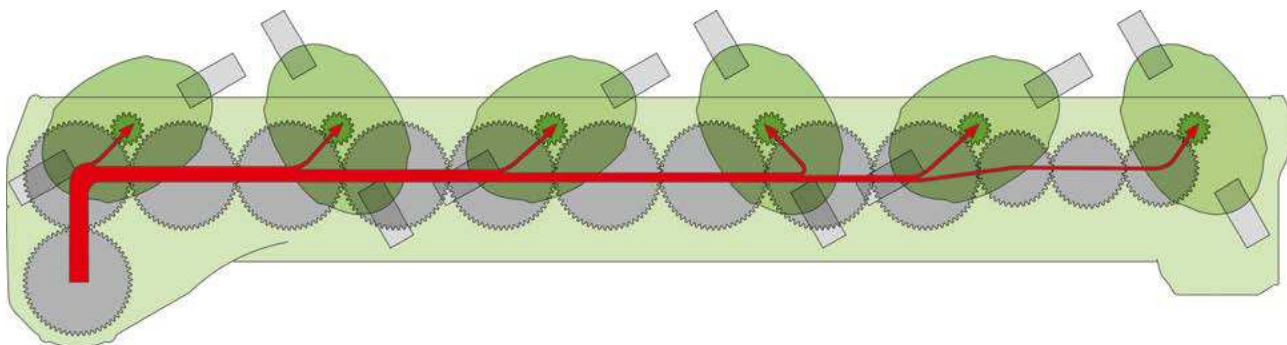
i




## The original

The established driveline is based on satellite gears – a KRONE development that for decades has proven extremely well all over the world. Massive spur gears with up to 59 teeth transmit the drive power all the way down to the very last disc. These large-diameter gears reduce the speed and accommodate more teeth.

So, there are always more teeth in mesh with the neighbouring spur gears, which leads to extremely quiet running, ultimate efficiency and maximum longevity. Each of the auxiliary gears arranged ahead of the spur gears drives just one individual disc and is therefore exposed to minimum loads.



# A KRONE exclusive!



The KRONE ActiveMow disc mowers provide cleanest and most accurate cuts. The enclosed and fully welded cutterbar complies with the highest quality standards and continues to give leak-free service even after many years of hard work. Massive and oil-immersed spur gears guarantee quiet and reliable running in permanent operation and under the highest workloads. The quick-change blades and the SafeCut disc protection system are standard features.



## No inner shoe

The drive power flows via a right-angle gearbox which is arranged immediately behind the inner top hat – a design that ensures blockage-free operation on headlands and in awkwardly shaped fields.

## Simple and robust by design

The most advanced welding robots and CNC systems are used in the manufacturing of these fully welded and permanently lubricated cutterbars which meet the highest customer demands. After all, the cutterbar is at the heart of every disc mower.

## Permanently lubricated

The enclosed and fully welded cutterbar is maintenance-free and continues to give leak-free service even after many years of hard work. By following special cleaning procedures in the manufacturing process we can produce cutterbars that are permanently lubricated and that do not require any oil changes in the future.





# The cutterbar

In the best possible shape

- SmartCut – the formula for stripeless cuts
- Wedge-shaped cutterbar – the formula for clean cuts
- Robust spur gears with two bearings widely spaced
- Windrowing or spreading
- Hardened skids

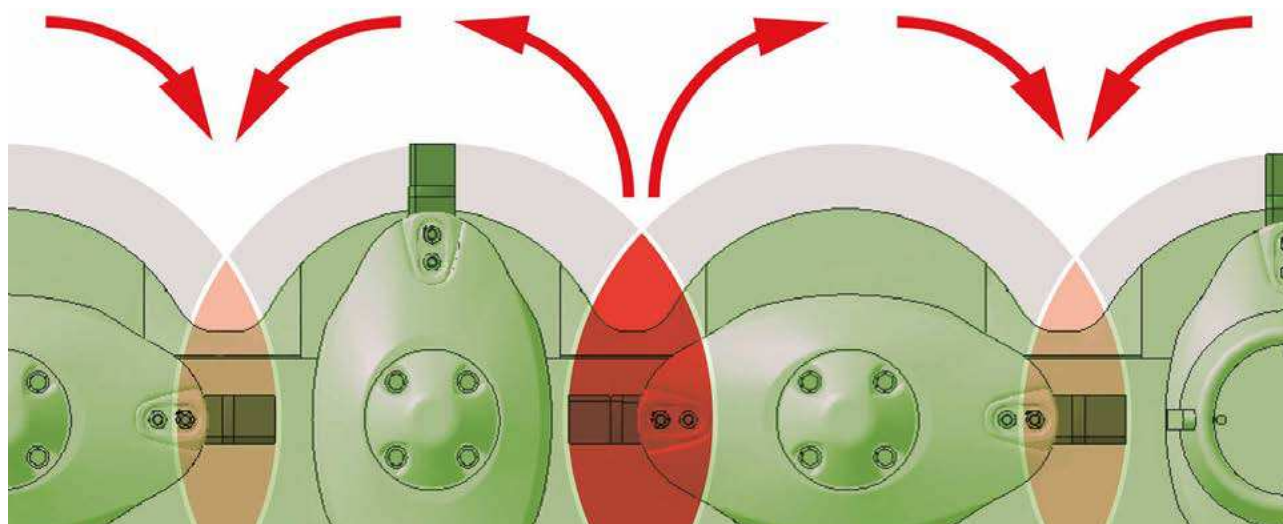
i



## SmartCut:

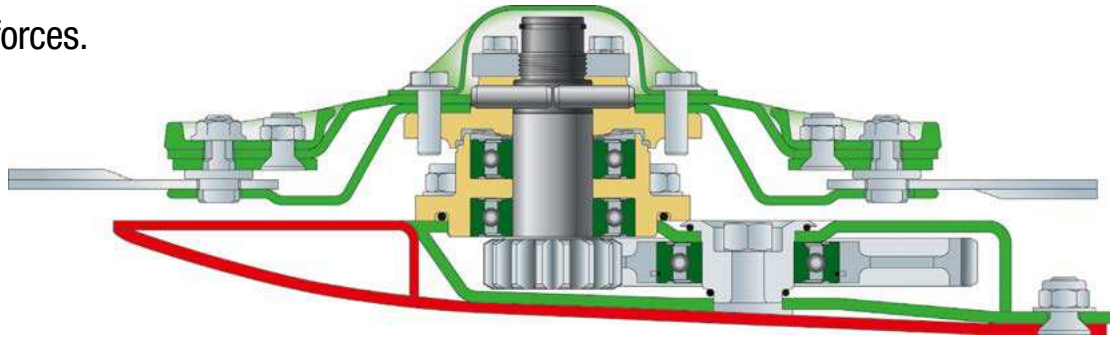
With some discs turning in pairs towards each other and others away from each other, it was necessary to redesign the degree of blade overlap to ensure cleanest cuts. Therefore we increased the overlap between those discs that turn outwards. This way you achieve

stripeless cuts in light and young material. The large spacing between the blades spinning away from each other encourages a smooth flow in high volumes of crop.




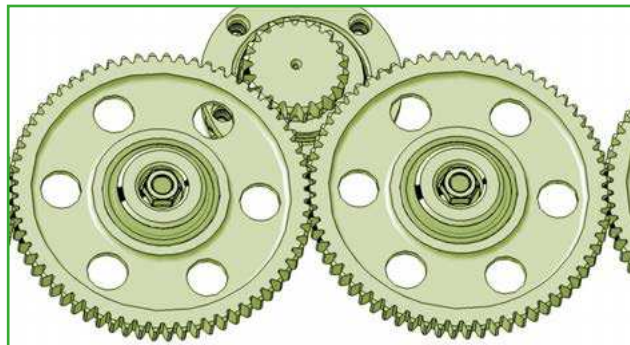
# The cutting edge

The wedge-shaped cutterbar offers a large setting range to cut short stubble in meadows and pastures and longer stubble in long-stemmed field crops. An ActiveMow mower cuts trouble-free and leaves a clean cut. Massive spur gears with widely spaced double bearings bring strength so these cutterbars withstand enormous forces.



## Plenty of teeth in mesh

The use of large spur gears with truncated teeth puts a larger number of teeth in mesh for a more efficient power flow.



## User-friendly

The small spur gears are arranged off-centre inside the housing and under the individual discs. They are removed from above whereas the large spur gears are removed from the side.



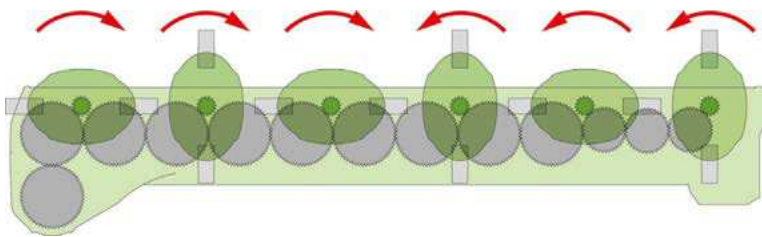
## Damage protection

The rounded wear plates between the skids protect the cutterbar from damage. A special contour on the underside prevents any material from building up here, ensuring an undisturbed crop flow to the rear.





## As you like it Windrowing or spreading



### One windrow or two windrows

The eccentric bearings are positioned in such a way that the discs turn inwards to the middle of the machine. On the ActiveMow R 200, R 240, R 280 and R 320 models the discs spin in the sense of rotation that is considered as 'A', producing one single windrow. By comparison, spinning in the 'A' sense of rotation, the ActiveMow R 360 model delivers two windrows.



### Hat topped discs deliver two windrows

The mid mounted hat topped discs on the ActiveMow R 360 model have the double task of cutting the crop and controlling the flow to the rear. Spinning in the 'A' sense of rotation, they clear the space between the two windrows creating a tramline for the nearside tractor wheel. Depending on wheelbase settings and tyre size, the following tractor will then straddle the windrow.



### Advantages of windrowing

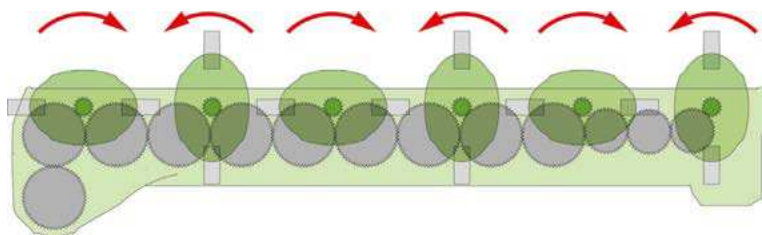
Windrowing offers a number of benefits on wet and boggy ground, because the material is not pressed into the ground by the tractor wheels and can be collected or conditioned without losses.





### Spreading across the full width

The ActiveMow models that have their discs spin in pairs in the sense of rotation considered as 'B' spread the material across the cutting width.



### Central discs for full-width spreading

The ActiveMow 360 model allows replacing the central top hats by discs to spread the material across the working width – a modification that leaves the discs spinning in pairs.



### Advantages of spreading

Material that is not windrowed but spread across the full working width dries faster and more uniformly, because a larger surface area is exposed to the sun and wind.





# ActiveMow

Perfect in every detail

- Gentle on the sward
- Replaceable knife pins and wear parts
- Wide skids protect the cutterbar



## Easily accessible

The deck folds up to give easy access to all components for cleaning and convenient blade replacement.

## On-board storage box

The on-board drawer holds spare blades and keeps the cab clutter-free.

## Gentle on the sward

The extremely wide skids are fabricated from hardened boron steel to minimize the ground pressure and give enhanced contour following and cutterbar protection. The skids are bolted to the cutterbar and are easy to replace.





# Success built on experience

The success of all KRONE disc mowers builds on a perfect performance, unmatched longevity and a host of unique features. Quick-change blades, low wear costs and perfectly aligned discs for stripeless cuts are only some of the benefits ActiveMow users buy.



## Changing blades in no time

Quick-change blades are a must for many users. Replacing them on the site is quick and easy.



## Clean cuts

112 mm (4.4") blades with set blades orbit with a generous overlap, producing the typically clean cut and feeding the material to the rear in a consistent and smooth flow.



## Cost saver

Worn blade pins and wear parts are not an issue for KRONE ActiveMow owners, because they can replace these parts individually. They can also substitute the pins with threaded bolts.











# SafeCut

## Individual disc protection

- Comprehensive protection to all blades
- Neighbouring discs will not collide
- No wear
- Quick roll pin change, minimum costs

i




### Comprehensive protection

The discs on the ActiveMow mowers benefit from double protection. Firstly, they do not stick out from the cutterbar and the skids, secondly, they are protected by the standard-fit SafeCut shear-off protection system.

### An ideal system

As the discs are spinning, they place no load on the roll pins, because the bearings are tensioned by a nut and two clamping screws. As a result, the roll pins do not suffer from material fatigue, and even after many hours of operation they will break only at their inbuilt load level.





# SafeCut – a unique KRONE system

**SafeCut  
INSIDE**

The situation is familiar to every farmer – a disc collides with a foreign object, is damaged and requires repair. Offering a maximum of protection, the KRONE SafeCut is a DLG award-winning disc protection system that offers a unique level of protection and functionality. SafeCut is at the heart of every ActiveMow and EasyCut mower.



## **Absolutely safe**

Instead of transferring the full shock load to the spur gears, the roll pin in the sprocket driveshaft breaks when there is a momentary overload. The pinion shaft continues spinning, jacking down the disc in question and moving it out of the

risk zone and the orbits of the neighbouring discs, not getting lost. This way SafeCut prevents damage to the spur gears and the neighbouring discs. Replacing the roll pin takes a few minutes and is not very costly.





# ActiveMow

The formula that works for you

- Large up/down travel range for work on steep slopes
- Direct and frictional driveline ensures no power is lost
- Tractor link pins for full-width efficiency



## For slopes

Providing large up-and-down travel, all ActiveMow disc mowers are perfectly suited for work on slopes and in extremely undulating and rough terrain.

## Heavy-duty

The three-point headstock is sturdy and robust. There is also a holder where you can store the driveshaft after removing the machine from the tractor.

## Full work width

Adjustable lower link pins allow shifting the machine to the side ensuring it is cutting at its full width behind various tractors and wheelbases, on side slopes, and in front mower combinations.





# Perfect for all situations

KRONE disc mowers evolved from a long-term collaboration between farmers, scientists and developers. The headstock with the side-mounted arm stands out for its compact design and low weight. The arm moves through a large up/down angle. All ActiveMow models offer great contouring and have excelled in hilly terrain.



## Absolutely safe

The KRONE break-back system relies on an adjustable coil spring, which responds instantly and dependably and allows the mower to swing back and up when impacting a foreign object.

## Constant-velocity and high-torque driveline

The drive power flows down a frictional driveline made up of pto shafts and gearwheels, a system that warrants an efficient transmission of the power from the tractor all the way down to the discs – even in the most difficult conditions.

## No need to leave the cab

The oil hose is stored in this holder after the machine was removed from the tractor. A neat detail on the hose is the handle on its end for easier coupling.

## Absolutely safe

The pin that fixes the top link is designed to resist turning and suits Cat I and Cat II top links.





# Simply ingenious

## Optimum ground pressure

- Suspension springs for optimum ground pressure and uniform cuts
- Convenient pin setting system
- Optimum contour following thanks to responsive suspension springs

i



### One coil spring

The low dead weight of the ActiveMow R 200 model allows using one suspension spring that offers infinitely variable adjustment.

### Two coil springs

The ActiveMow R 240 model has two suspension springs which are adjusted without tools. The top spring is adjusted on a spindle whereas the smaller spring is adjusted by refitting a pin.





# Clean cuts at high work rates

Manually adjusted springs offer the advantage of responding instantly to undulations and thereby ensuring perfect cuts, which are a requirement for clean and high-quality forage as well as a fast and uniform re-growth. A KRONE ActiveMow mower stands out for its uncluttered design, straightforward setting options and its exemplary performance.



## Linear crop flow

The cantilever deck provides for an unobstructed flow of material to the rear, delivering uniform windrows that speak for themselves.



## Variable ground pressure

The ground pressure is set on the tension springs simply by refitting two pins – no tools required on ActiveMow R 240, R 280, R 320 and R 360. Increase the spring tension and you increase the ground pressure.

## Three suspension springs

ActiveMow R 280, R 320 and R 360 have three adjustable suspension springs – two large top springs and one smaller spring arranged underneath.



## Easy attachment and removal

Attachment and removal is very easy once the handle has been released to decompress the spring. This feature is available on the ActiveMow R 240, R 280, R 320 and R 360 models. There is no need to unhook the spring.





# ActiveMow

## Easy going

- Safe transport in 100° position for a perfect view behind
- Compact combination for travel at speed
- Optional stands for minimum storage space requirement
- No need to raise the tractor linkage for headland turns



### Convenient headland turns

As the combination arrives on the headland, the link arms are not raised but the mower is raised hydraulically, with a stop limiting its lift range. Headland turns made easy and forage kept clean.





# User-friendly and well designed

KRONE is well aware of the challenges our customers face. Therefore we have developed our ActiveMow disc mowers which increase your comfort, profitability and versatility. Offering a range of practical features including a balanced weight distribution on the road, good all-round visibility and an optional vertical storage position, these machines take the hard work out of harvesting.

## Compact

The optional stands allow storing the mower either in a vertical or horizontal position. Storing the machine in its upright position takes only minimum space in buildings.



## Safe transport

The ActiveMow mower swings up into a 100° position behind the tractor. Reducing the weight on the right rear wheel, this position results in smoother travel and a clear view to the rear through the mirror.



## Single-acting

It takes only one single-acting spool to swing ActiveMow into work and transport position. The tap that controls the park position is right next to the hydraulic ram where it is readily accessible.



## Close to the tractor

Unlike a mower that swings to the rear, an ActiveMow model takes less load off the tractor's front axle, leading to a more balanced weight distribution and smoother rides at speed and in undulating terrain.









# Technical Data

## ActiveMow

		ActiveMow R 200	ActiveMow R 240	ActiveMow R 280	ActiveMow R 320	ActiveMow R 360
Working width	m	2.05 (6'7")	2.44 (8')	2.83 (9'3")	3.22 (10'7")	3.61 (11'10")
No. of discs		3	4	5	6	7/5
No. of drums		2	2	2	2	2/4
SafeCut		Standard	Standard	Standard	Standard	Standard
Quick-change blades		Standard	Standard	Standard	Standard	Standard
Power requirement kW/hp		27/37	30/41	40/55	50/68	55/75
Pto speed standard	rpm	540	540	540	540	540
Dead weight	kg (lb)	490 (1,080.25)	550 (1,212.53)	605 (1,333.78)	650 (1,432.99)	740 (1,631.4)
Three-point hitch category		I + II	I + II	I + II	I + II	I + II
Hydraulic spools		1 SA	1 SA	1 SA	1 SA	1 SA
Area output	ha/h (acres/h)	2 (4.94)	2-2.5 (4.94-6.18)	2.5-3 (6.18-7.41)	3-3.5 (7.41-8.65)	3.5-4 (8.65-9.88)

Specifications, weights and dimensions given here do not necessarily comply with standard specifications and are therefore not binding.



### Longer stubble:

High-cutting skids are the solution for those who want stubble longer than 80 mm (3"). Depending on how the skids are bolted, the cutting height increases 30-50 mm (1.2"-2").

### Optional windrow deflectors on either side

These deflectors are fitted to deliver narrower windrows. They avoid tractor wheels running on the cut material and are ideal in boggy terrain.





Discover the world at KRONE and browse through our website pages to find facts and figures and also new developments plus a wide range of services. Explore our website and find out how versatile the KRONE world is.



## News

Click here to find up-to-the minute information about KRONE – from new product presentations to show reviews. Here you are at the pulse of KRONE life.



## Service

Here you find all the service information you require – from a point of contact at the factory to finance schemes for your KRONE machine as well as training schemes for staff and users.



## Products

Find extensive information on our full product range. This section holds everything you need – from video clips to manuals.



## Download Center

Are you looking for a KRONE calendar for your desktop or a smart picture for your presentation? Here, at the KRONE download center, you will find plenty of useful material for a wide range of projects.



## Sales organisation

Here you find a distributor in Japan as well as your local KRONE dealer who will be pleased to support you. This is where you find your KRONE partner who will be pleased to assist you.



## Used Machinery

KRONE often has a wide range of demonstration or exhibit machinery on offer. This is a good site to find your KRONE machine. Then contact your local KRONE dealer to arrange the details of a potential purchase.



## Jobs

Would you like to join our company? KRONE is often looking for diligent and motivated staff to work at our farm machinery factory as well as at our commercial trailer production plant. So, this section is always worth a visit.



## Parts

24/7... This service gives you the opportunity to find your KRONE part at any time and without waiting. The KRONE Agroparts Portal has an article number and exact description for every part. You can order the part instantly at your local KRONE dealer by sending an e-mail to Agroparts.



## Media center

The KRONE 'database' holds thousands of documents, pictures, test reports and much more. Here you find very detailed information on KRONE products that are of special interest to you.



## KRONE shop

Are you looking for a gift or are you a collector of farm models? Then you should definitely shop around at our KRONE shop. We take your orders at any time of the day.



## Events

Are you in for a KRONE live experience? Check out for KRONE events and look at a machine on show or watch it during a demonstration. After all, there is little that is more effective than a hands-on experience.

Your KRONE dealer

## Maschinenfabrik Bernard KRONE GmbH

Heinrich-Krone-Straße 10  
D-48480 Spelle

Telefon: +49 (0) 5977.935-0  
Telefax: +49 (0) 5977.935-339

info.ldm@krone.de  
www.krone.de